

COLOUR CHART |



Webbing/tab




0002

White
Weiss



3010

Light Purple
Hellviolett



4010

Pacific Turquoise
Pazifisches Türkis



5008

Lime Green
Limonengrün




1003

Yellow
Gelb




3009

Fuchsia Pink
Fuchsienrosa




4005

Royal Blue
Königsblau



5007

Nitrox Green
Nitrox Grün



1006

Coral Orange
Korallenorange




3018

Monster Lilac
Monster Lila



4012

Navy Blue
Marineblau



5014

Darkest Green
Dunkelstes Grün




2004

Fire Red
Feuerrot



3017

Velvet Purple
Samtviolett



0011

Steel Grey
Stahlgrau



6013

Olive
Oliv



2005

Dark Red
Dunkel Rot





0012

Darkest Grey
Dunkelstes Grau



6014

Choco Brown
Schokobraun



0001

Black
Schwarz



6031

Multicamo